


DOUBLE-RIDGED GUIDE 3115 Double-Ridged Guide Antenna

ETS-Lindgren's Model 3115 Double-Ridged Guide Horn Antenna has been an industry standard for many years.



ETS-Lindgren's Model 3115 Double-Ridged Guide Horn Antenna has excellent gain and VSWR characteristics, it is small and portable with a length of 24.4 cm (9.6 in), and is now calibrated to 750 MHz.

Key Features

- Frequency Range 750 MHz to 18 GHz
- Uniform Gain
- Individually Calibrated
- Low VSWR Continuous Power Handling Capability 300W

Features

Ultra Broadband

The model 3115 sweeps from 750 MHz to 18 GHz without stopping for band breaks, making it ideal for automated testing. It has the widest usable frequency range of any antenna in its class, with no performance degradation from high order modes.

Power Input

This horn antenna uses a Type N precision connector and accepts up to 300 watts of continuous input power. The antenna's high gain and low VSWR over its operating frequency translates into efficient amplifier use and higher field strengths.

Construction

An antenna constructed to maximize structural integrity is better able to maintain its electrical properties. The benefits are better measurement repeatability, lower uncertainty values and longer calibration validity. Constructed of powder coated aluminum plate, the 3115 will provide years of trouble-free indoor and outdoor service. This antenna is small and portable with a length of 24.4 cm (9.6 in). This antenna includes a 1/4 in x 20 tripod mount.

Specifications

Electrical Specifications

Frequency Minimum: 750 MHz

Frequency Maximum: 18 GHz

Connectors: Precision N (f)

Nominal Impedance: 50 Ω

Maximum Continuous Power:

- 500W: 800 MHz to 1 GHz
- 300W: 1 GHz to 18 GHz

Peak Power: 500 W

VSWR: <1.5:1

Pattern Type: Directional

Polarization: Linear

Physical Specifications

Height: 15.9 cm (6.26 in)

Length: 27.9 cm (10.98 in)

Width: 24.4 cm (9.61 in)

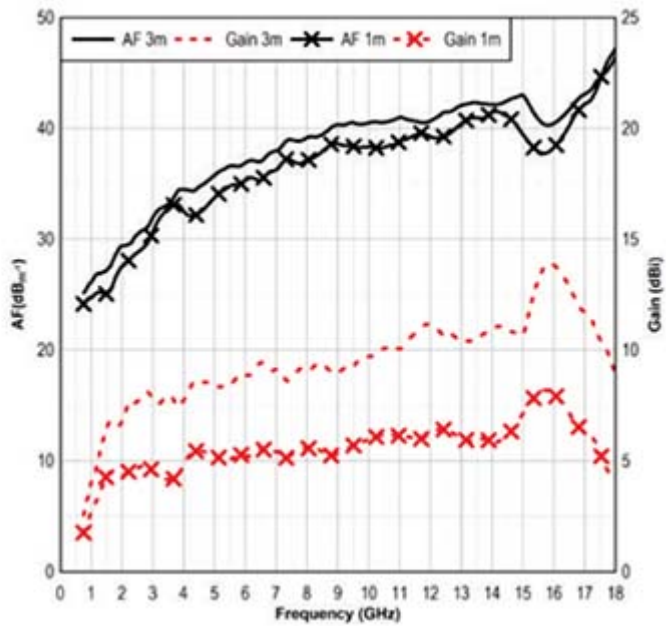
Weight: 1.8 kg (3.97 lb)

Other Specifications

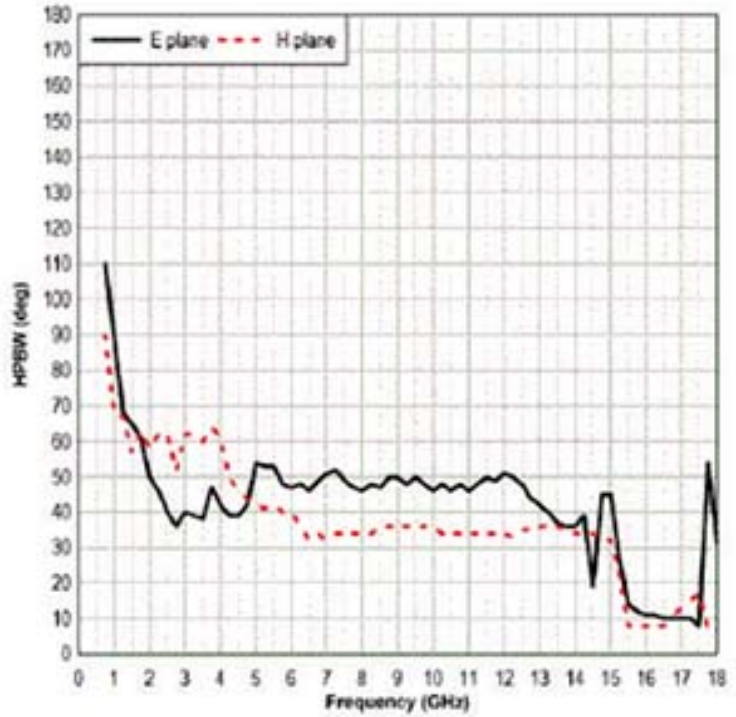
- Antenna
- Mounting Bracket Accepts an ETS-Lindgren or Other Tripod Mount with Standard 1/4 in x 20 Threads
- Individually Calibrated at 1 m per SAE ARP 958. Actual factors and a signed Certificate of Calibration Conformance provided.

Product Charts

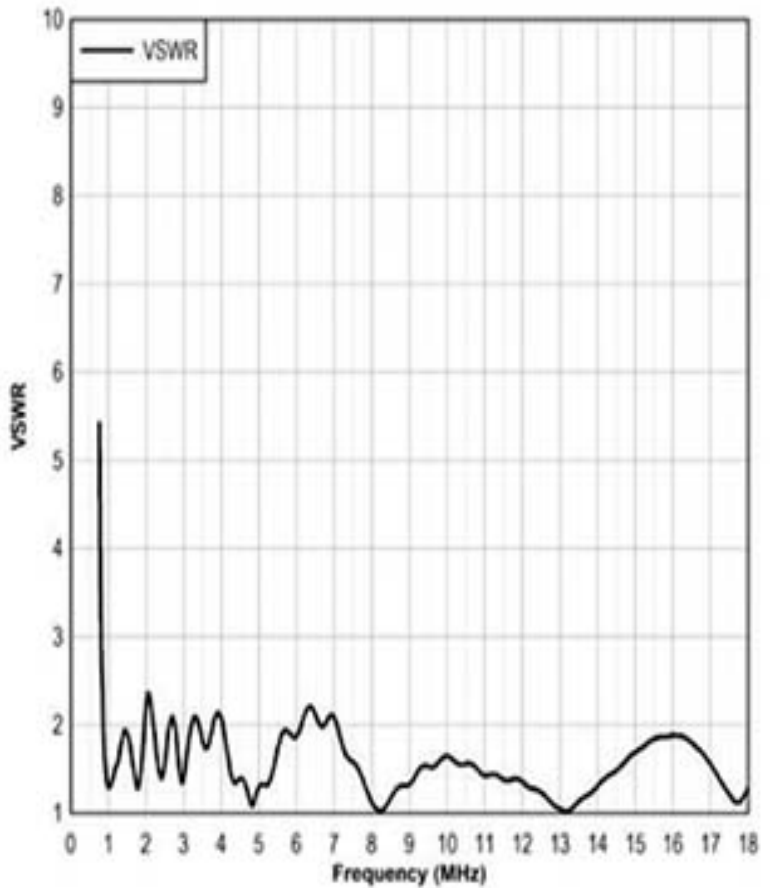
**3115 Double-Ridged
Guide Antenna
AF and Gain**



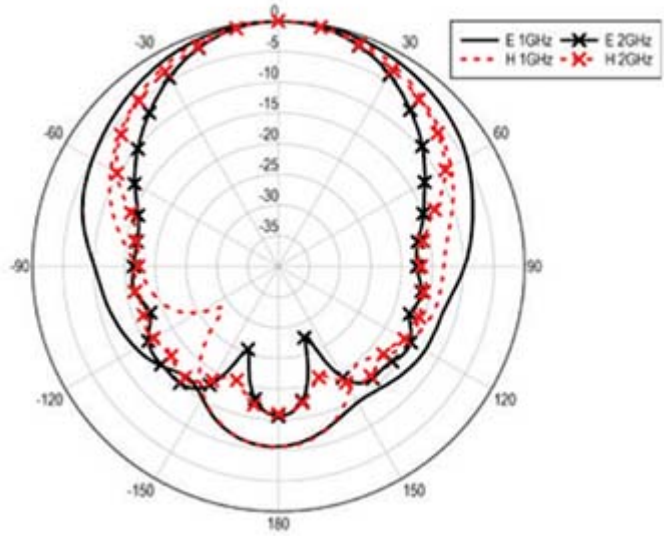
3115 Double-Ridged Guide Antenna Half Power Beamwidth



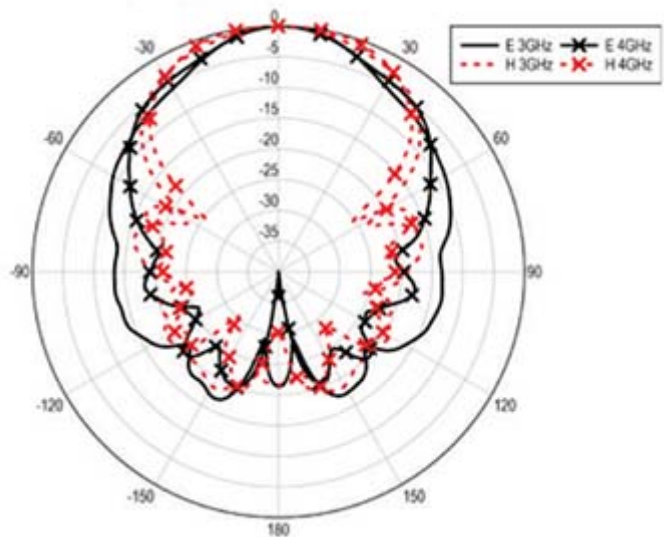
3115 Double-Ridged Guide Antenna VSWR



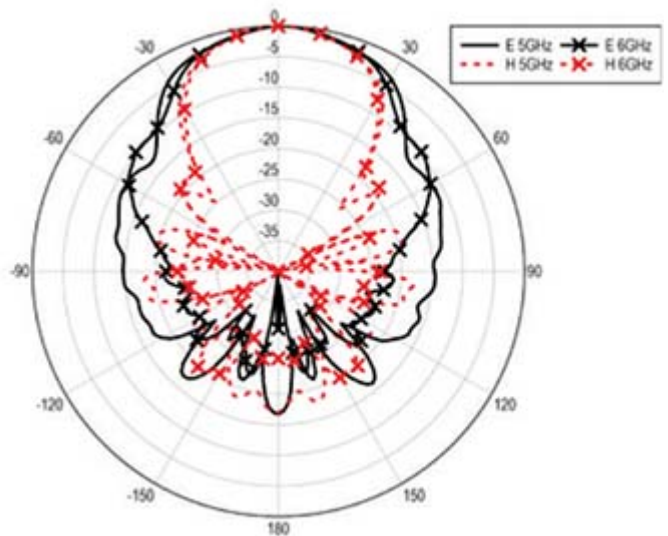
3115 Double-Ridged Guide Antenna Measured Patterns E and H Plane 1 GHz and 2 GHz



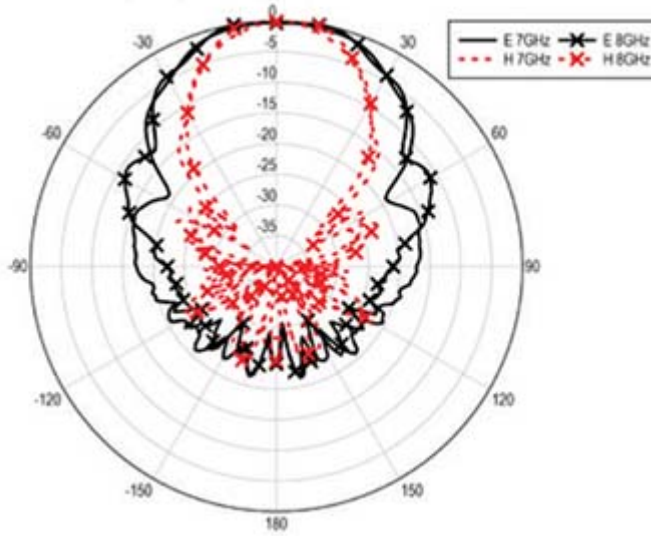
3115 Double-Ridged Guide Antenna Measured Patterns E and H Plane 3 GHz and 4 GHz



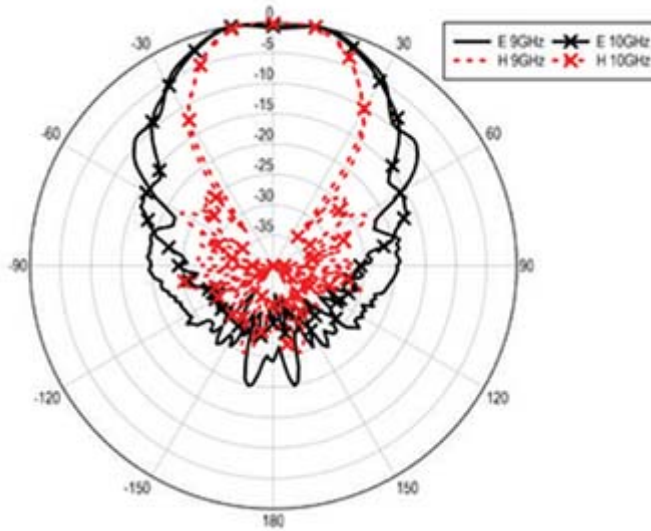
3115 Double-Ridged Guide Antenna Measured Patterns E and H Plane 5 GHz and 6 GHz



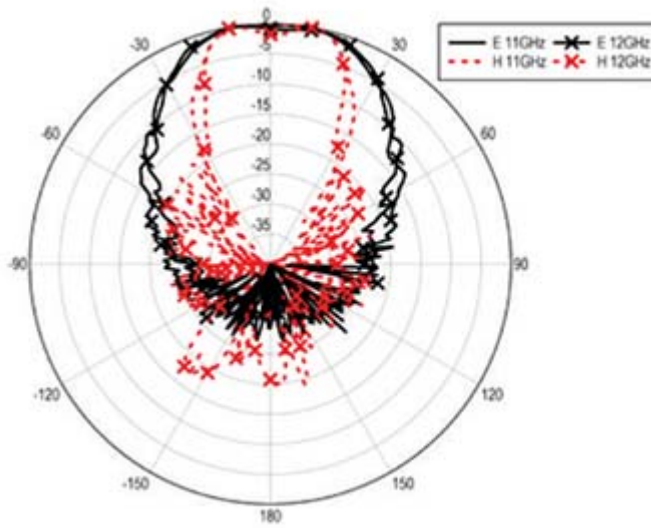
3115 Double-Ridged Guide Antenna Measured Patterns E and H Plane 7 GHz and 8 GHz



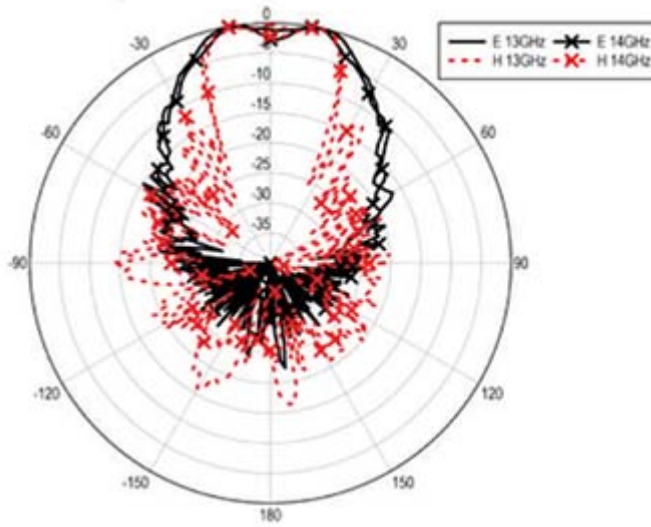
3115 Double-Ridged Guide Antenna Measured Patterns E and H Plane 9 GHz and 10 GHz



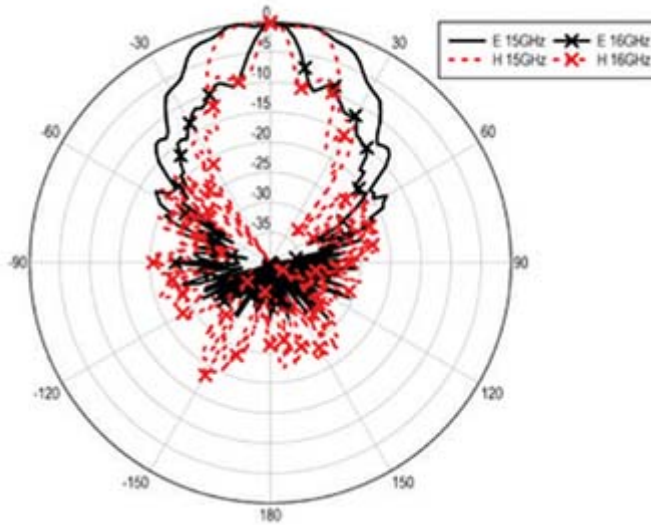
3115 Double-Ridged Guide Antenna Measured Patterns E and H Plane 11 GHz and 12 GHz



3115 Double-Ridged Guide Antenna Measured Patterns E and H Plane 13 GHz and 14 GHz



3115 Double-Ridged Guide Antenna Measured Patterns E and H Plane 15 GHz and 16 GHz



3115 Double-Ridged Guide Antenna Measured Patterns E and H Plane 17 GHz and 18 GHz

